


CHESTER ENERGY COMMITTEE

- ▶ NICK CHIUSANO
- ▶ BOB DALEY
- ▶ RICH HOLZMAN
- ▶ ANDY MYERS, CHAIR
- ▶ ED SOURDIFFE
- ▶ ANNETTE LAMOUNTAIN
- ▶ PETER STONE



Why are Towns creating Energy Committees?


Energy Costs are Increasing Rapidly (Gasoline, Diesel, Oil, Natural Gas, Electricity)



There is a Global/National Shift to Renewable Energy



Towns can Implement Strategies to contain Energy Costs



Clean Energy Standard

- ▶ Beginning in 2018, the Clean Energy Standard (CES) sets a minimum percentage of electricity sales that utilities must procure from clean energy sources. **The minimum percentage begins at 16% in 2018 and increases 2% annually to 80% in 2050.**

Committee Objectives

01

Administer Green
Community
Grants

02

Monitor Town
Energy Usage

03

Recommend
Energy Savings
Opportunities

04

Review
Advantages of
Chester Electric,
compared to
Advantages of
Eversource

Green Community Grant

Chester Awarded
Green Community
Grant \$130,170



Invested \$88,245 in
Solar Projects (Town
Garage, Pole Barn
& Fire Station)



\$25,000+
investment in Town
Hall Weatherization

Advantages of Municipal Electric Companies (Public Power)

LOWER RATES



```
graph TD; A[LOWER RATES] --> B[CONTRIBUTIONS TO TOWNS]; B --> C[LOCAL OFFICE]; C --> D[GOOD SERVICE]
```

CONTRIBUTIONS TO TOWNS

LOCAL OFFICE

GOOD SERVICE

Chester Municipal Electric Light Department Benefits

Local Office -
Service to
Community for
98 Years

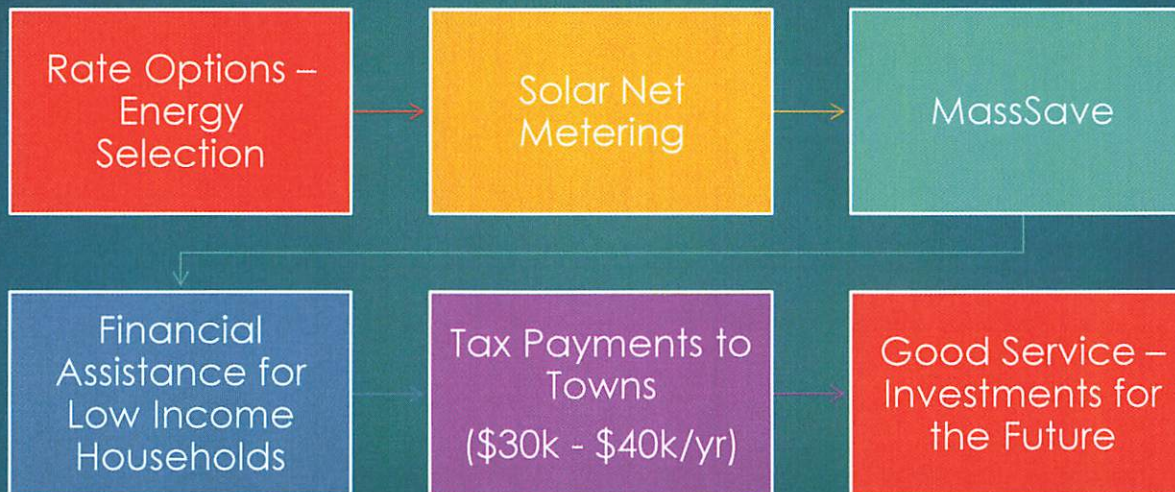
Serves
Approximately 700
households

Competitive Rates -
plus offers 5%
Discount for
payment within 15
Days

Does Not Bill Town
for Street Lights,
Library & Historic
Jail (Approx
\$10k/yr)

Provides Additional
Services to Town

Benefits of Eversource



Eversource Rates

01

1. Basic Rate –
Eversource
Delivery and
Supply

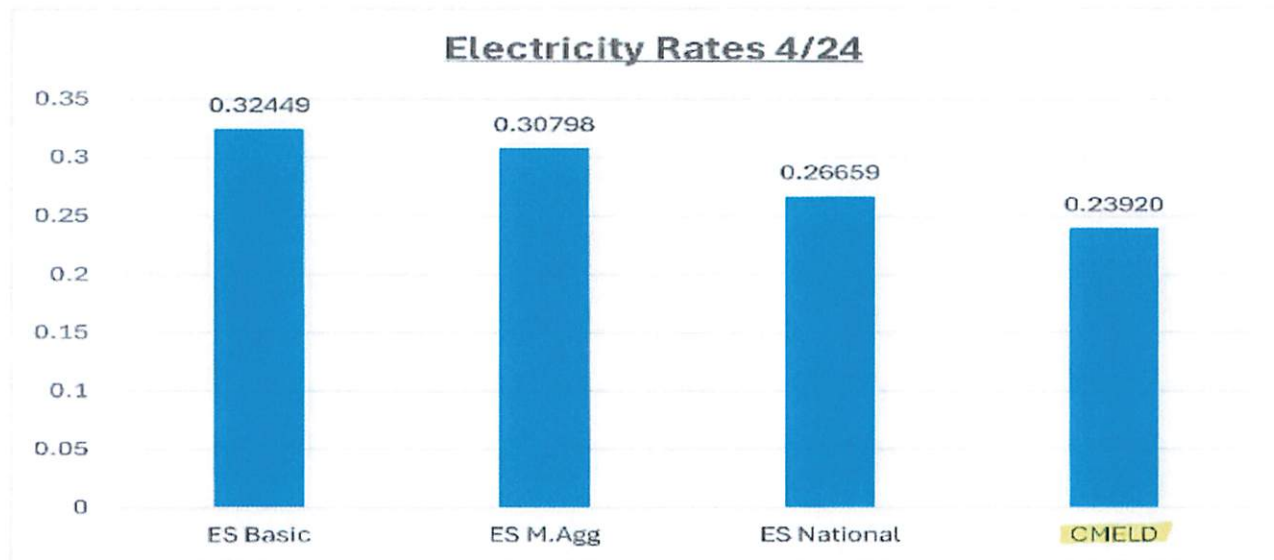
02

2. Household
Energy Selection –
Eversource
Delivery and 3rd
Party Supply

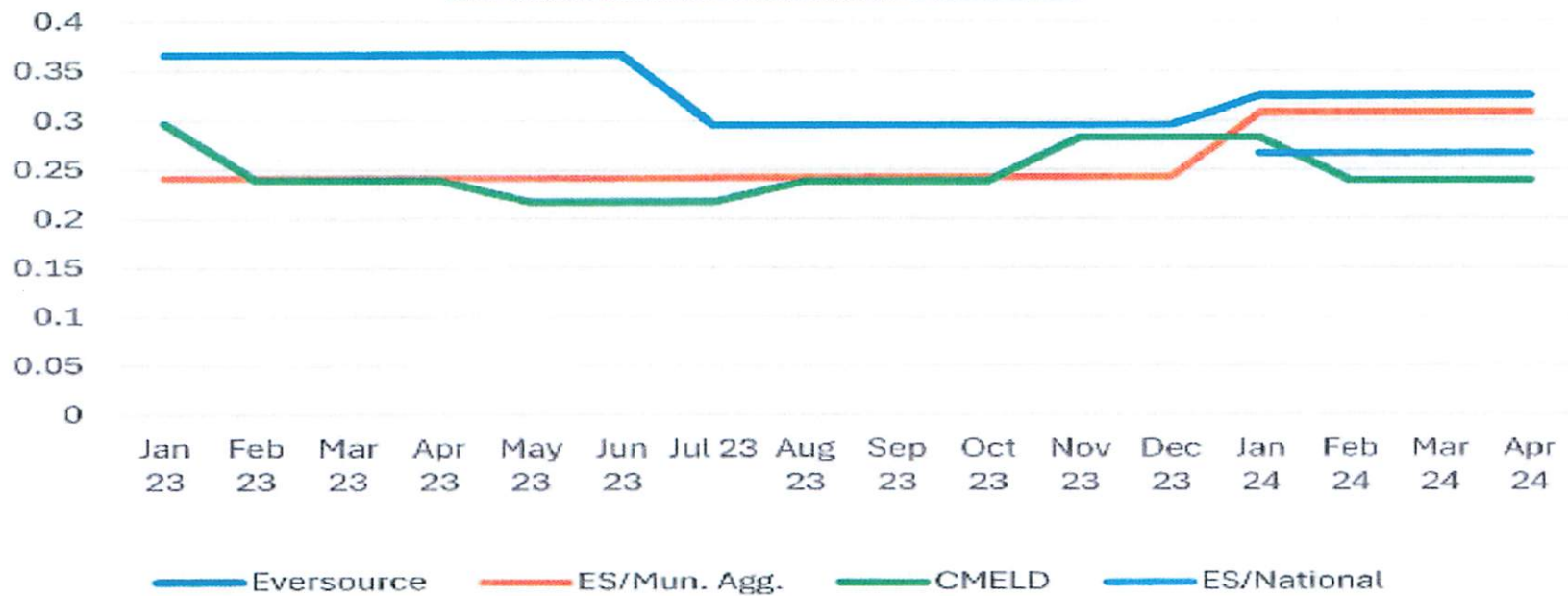
03

3. Town Municipal
Aggregation –
Eversource
Delivery and 3rd
Party Group
Supply

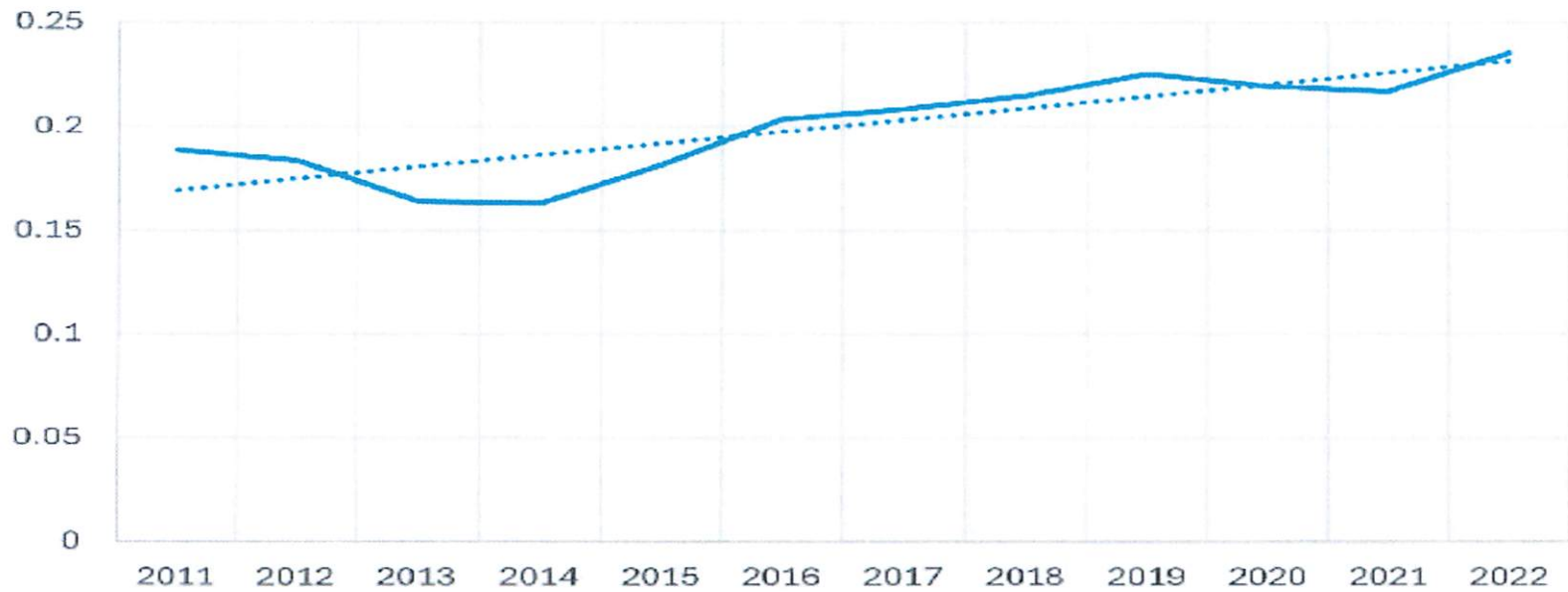
Electricity Rates 4/24



Electric Rates 1/23 - 4/24




Chester Electric Rates 2011 to 2022



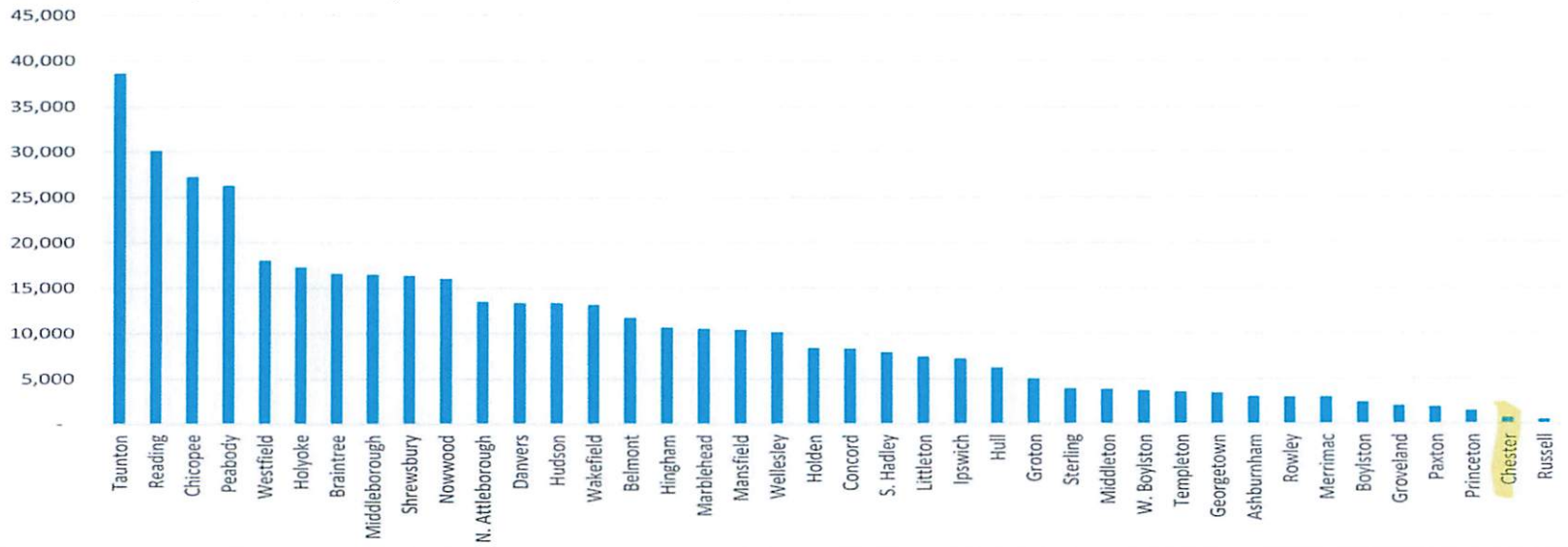
Rate Advantage for Municipal Utilities (Public Power)

- ▶ Non-Profit – No Shareholders/No Dividends
- ▶ Tax Exempt – No Property Taxes Paid to Towns
- ▶ Not Regulated as Commercial Utilities

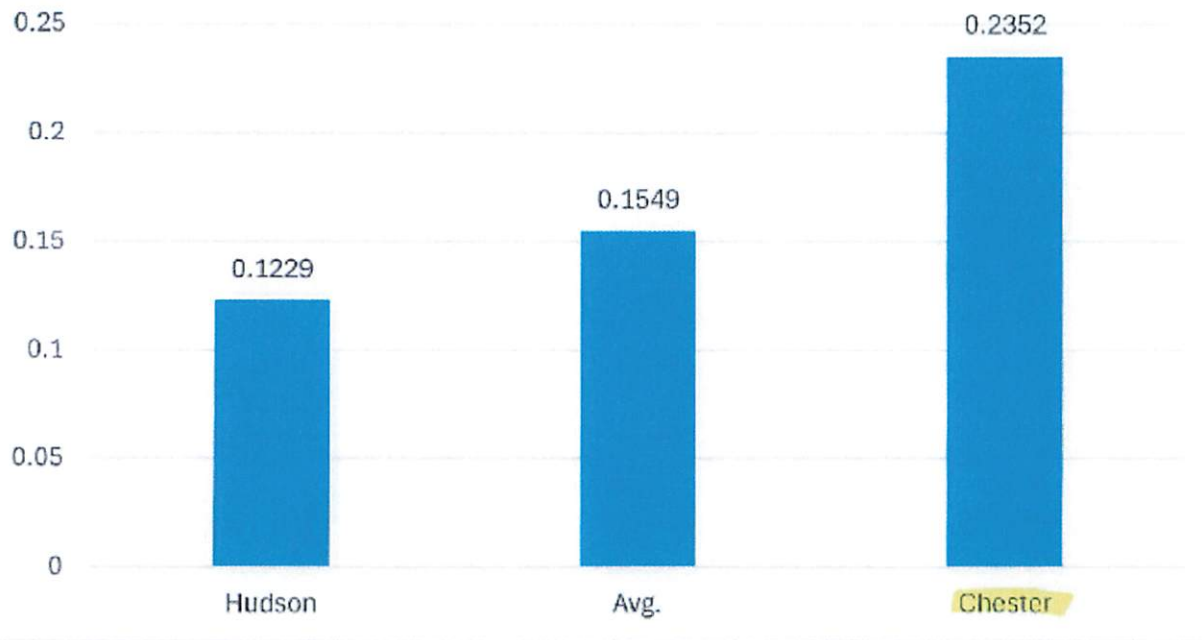


Municipal Electric Cities/Towns

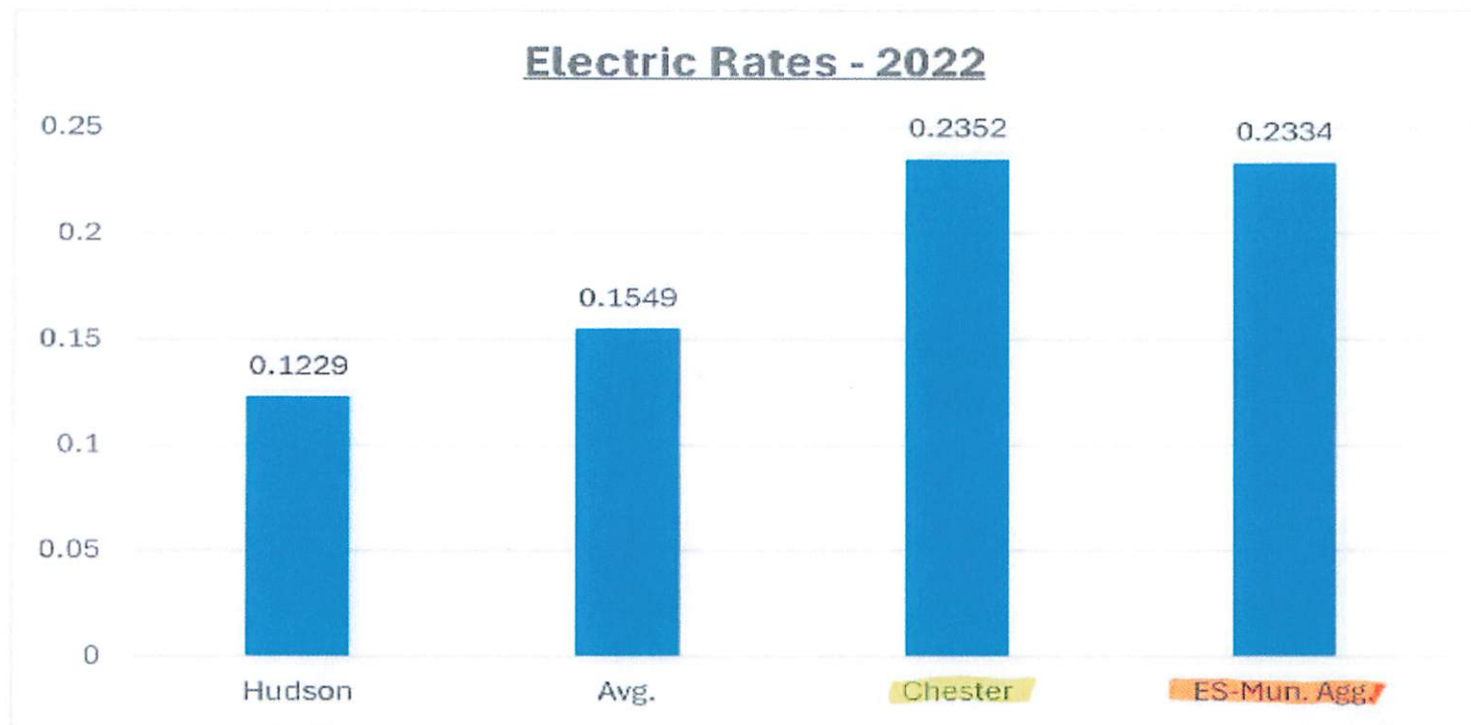
Meters



Municipal Electric Rates 2022



Electric Rates - 2022



Solar Net Metering – Power into the Grid

Chester Electric – credit for Energy Cost: currently 4.8 cents/kWh



Eversource – Credit for Full Rate Charge: currently 23.9 cents/kWh

Mass Save – Rebates (examples)

Cold Climate
Heat Pumps
Up To \$10,000

Ground Source
Heat Pumps
Up to \$15,000

Heat Pump Water
Heaters
\$750 instant
rebate

Integrated
Controls
Up to \$1,500

Air Conditioners
\$40 Rebate
Limit 2

Smart Thermostats
\$100 Rebate
Limit 3

Insulation
75% to 100% Off

Whole Home
Energy Audits with
Incentives

Eversource Plans for Low Income Households

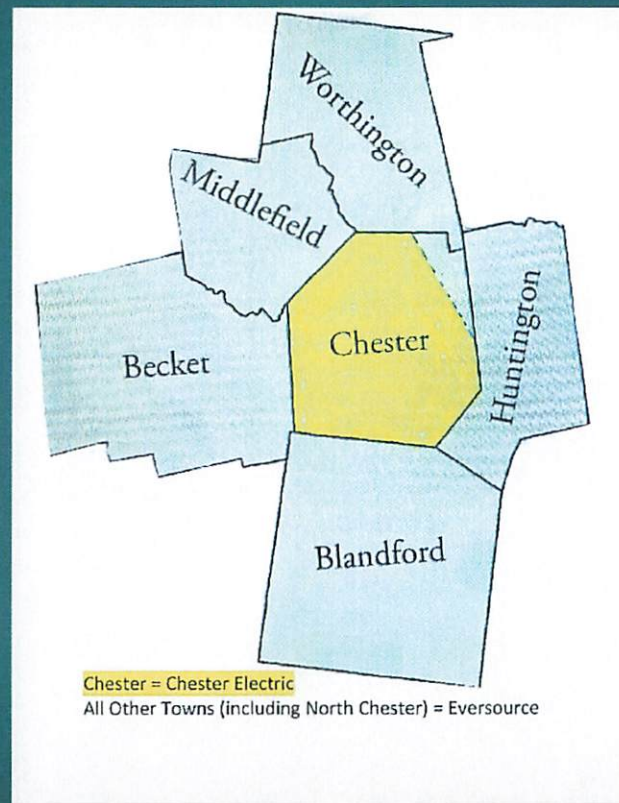
Flexible Payment Plans

```
graph TD; A[Flexible Payment Plans] --> B[Public Assistance Benefits - 42% Discount]; B --> C[New Start - help paying past due balance];
```

Public Assistance Benefits – 42% Discount

New Start – help paying past due balance

Service Map





Reference Sources

- ▶ Municipal Electric Utilities – Mass.Gov
- ▶ Chester Rates – Customer Invoices, CMELD Rate Schedule
- ▶ Eversource Rates – Customer Invoices, Eversource Website
- ▶ Municipal Aggregation – ColonialPowerGroup.com
- ▶ MassSave – masssave.com